





Overview

Whole Numbers



Overview

jan

feb

Customers

mar

apr

Product

maj

Salesperson

jun

jul

Inventory

aug

sep

okt

nov

dec



Net Sales YTD

22,824,982

PY: 20,356,434

YoY%: 12.1%



Net Profit YTD

13,707,682

PY: 14,589,417

YoY%: -6.0 %



Orders YTD

1,764

PY: 1,060

YoY%: 66.4%



Avg. Order Size YTD

12,939

PY: 19,204

YoY%: -32.6%

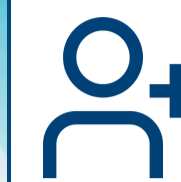


Tot. Customers YTD

156

PY: 153

YoY%: 2.0%

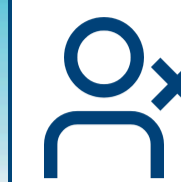


New Customers YTD

57

PY: 60

YoY%: -5.0%



Lost Customers YTD

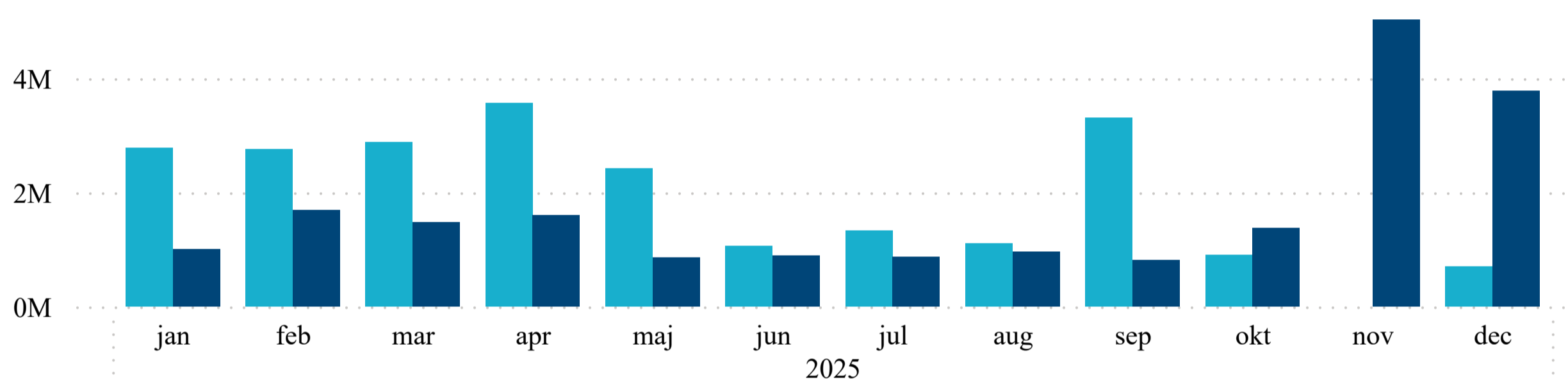
136

PY: 17

YoY%: 700.0%

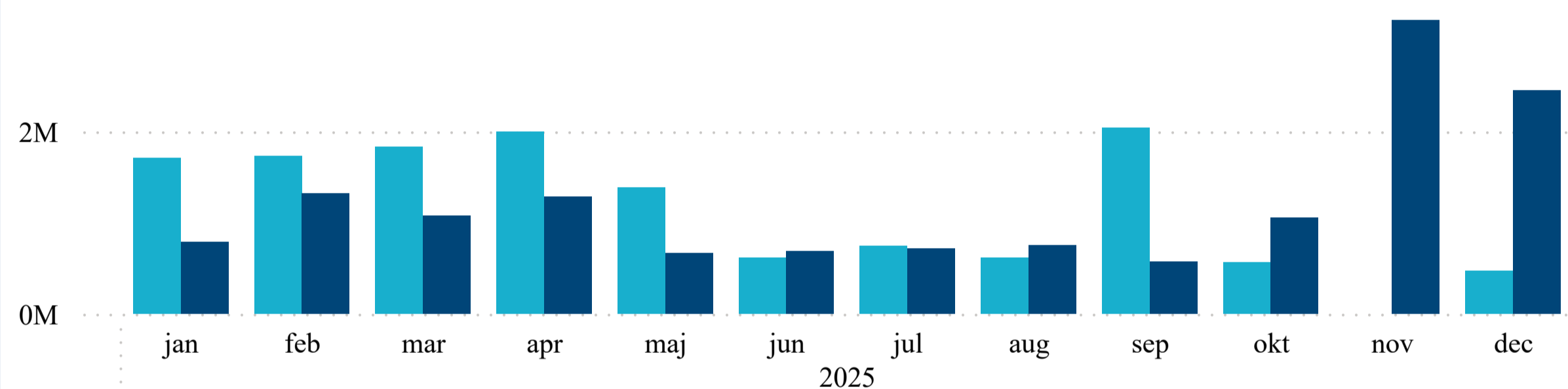
Monthly Net Sales

Net Sales Net Sales PY

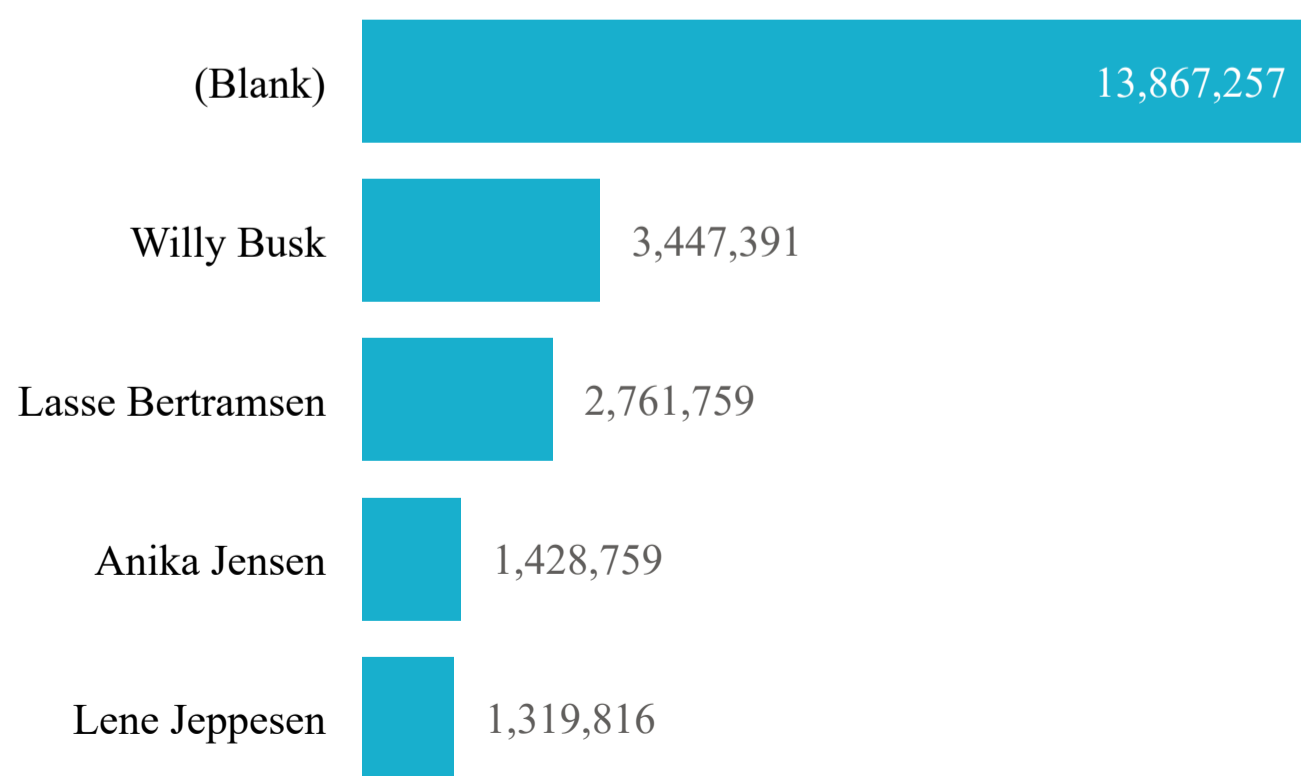


Monthly Profit

Net Profit Net Profit LY



Top 5 Salespeople

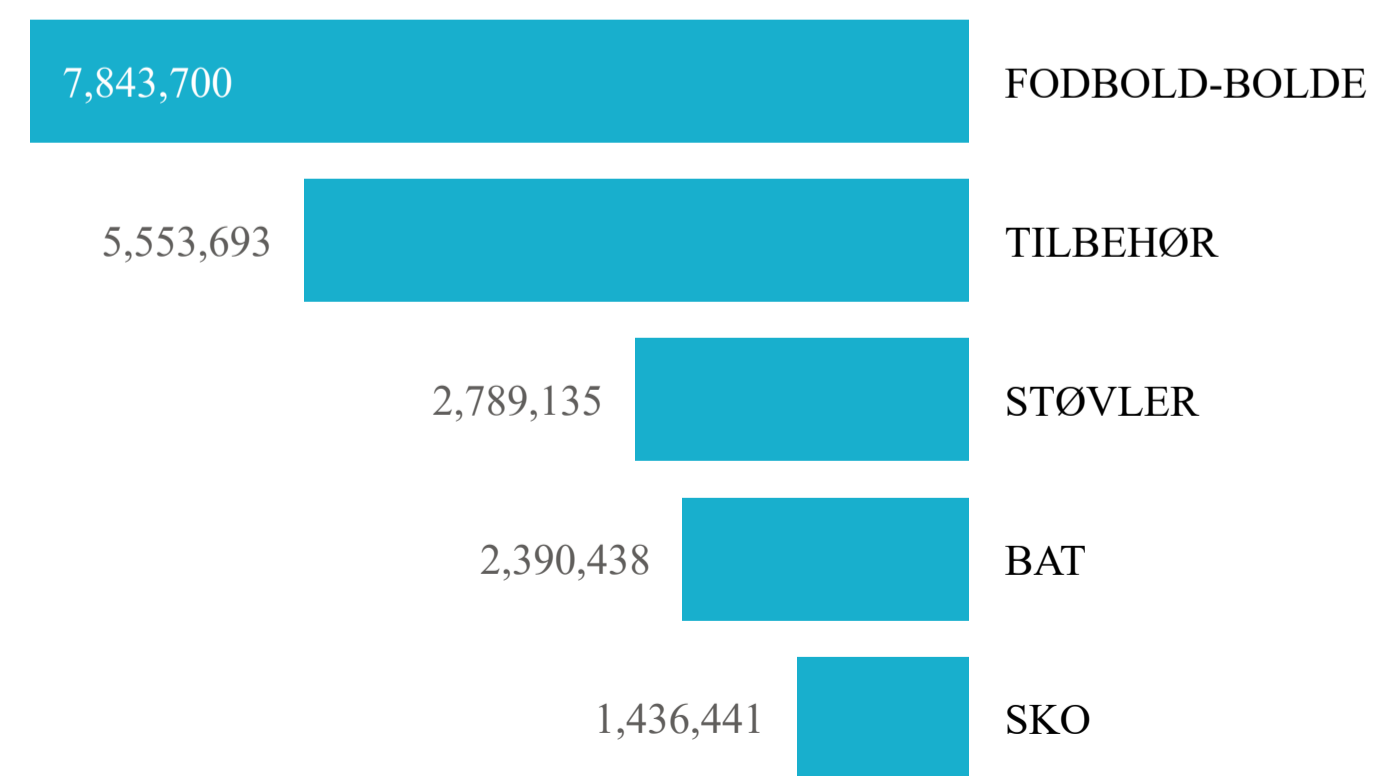


Net Sales

Top Countries

Country	Net Sales	Net Profit
Belgien	104,346	73,258
Danmark	16,915,653	9,952,595
Italien	474,292	311,221
Nederlandene	510,472	339,204
Norge	750,162	484,533
Østrig	294,817	173,200
Polen	447,942	288,433
Schweiz	252,049	143,877
Spanien	445,237	281,177
Sverige	2,013,829	1,243,421
Tyskland	612,061	413,121
USA	4,122	3,642
Total	22,824,982	13,707,682

Top 5 Item Categories



Net Sales



Customers

Whole Numbers



Overview

Customers

Product

Salesperson

Inventory

jan

feb

mar

apr

maj

jun

jul

aug

sep

okt

nov

dec



Net Sales YTD

22,824,982

PY: 20,356,434

YoY%: 12.1%



Net Profit YTD

13,707,682

PY: 14,589,417

YoY%: -6.0 %



Orders YTD

1,764

PY: 1,060

YoY%: 66.4%




Avg. Order Size YTD

12,939

PY: 19,204

YoY%: -32.6%




Tot. Customers YTD

156

PY: 153

YoY%: 2.0%



New Customers YTD

57

PY: 60

YoY%: -5.0%



Lost Customers YTD

136

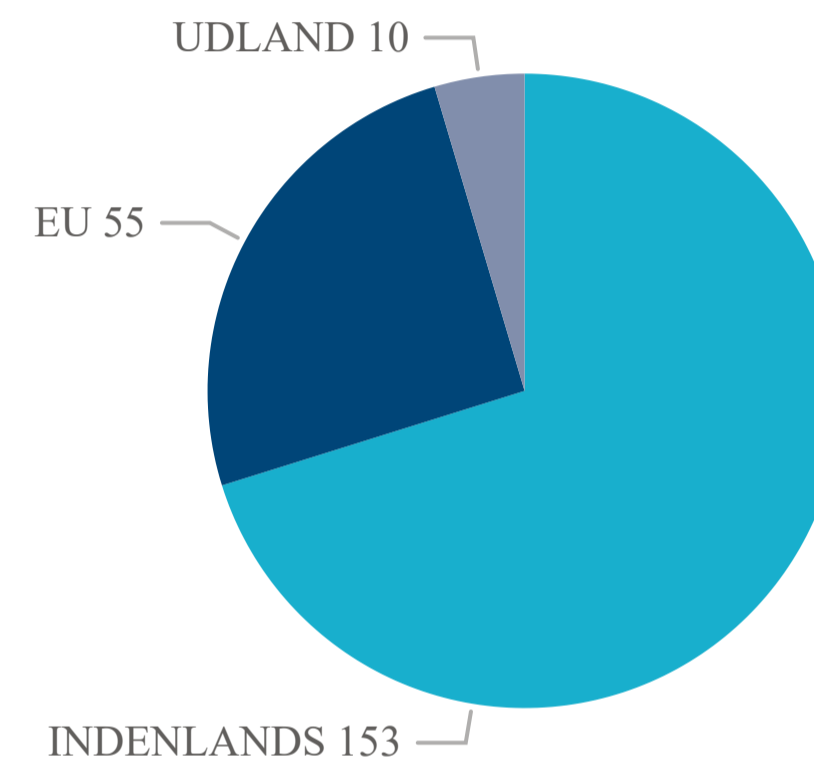
PY: 17

YoY%: 700.0%

Top 5 Customers by Net Sales



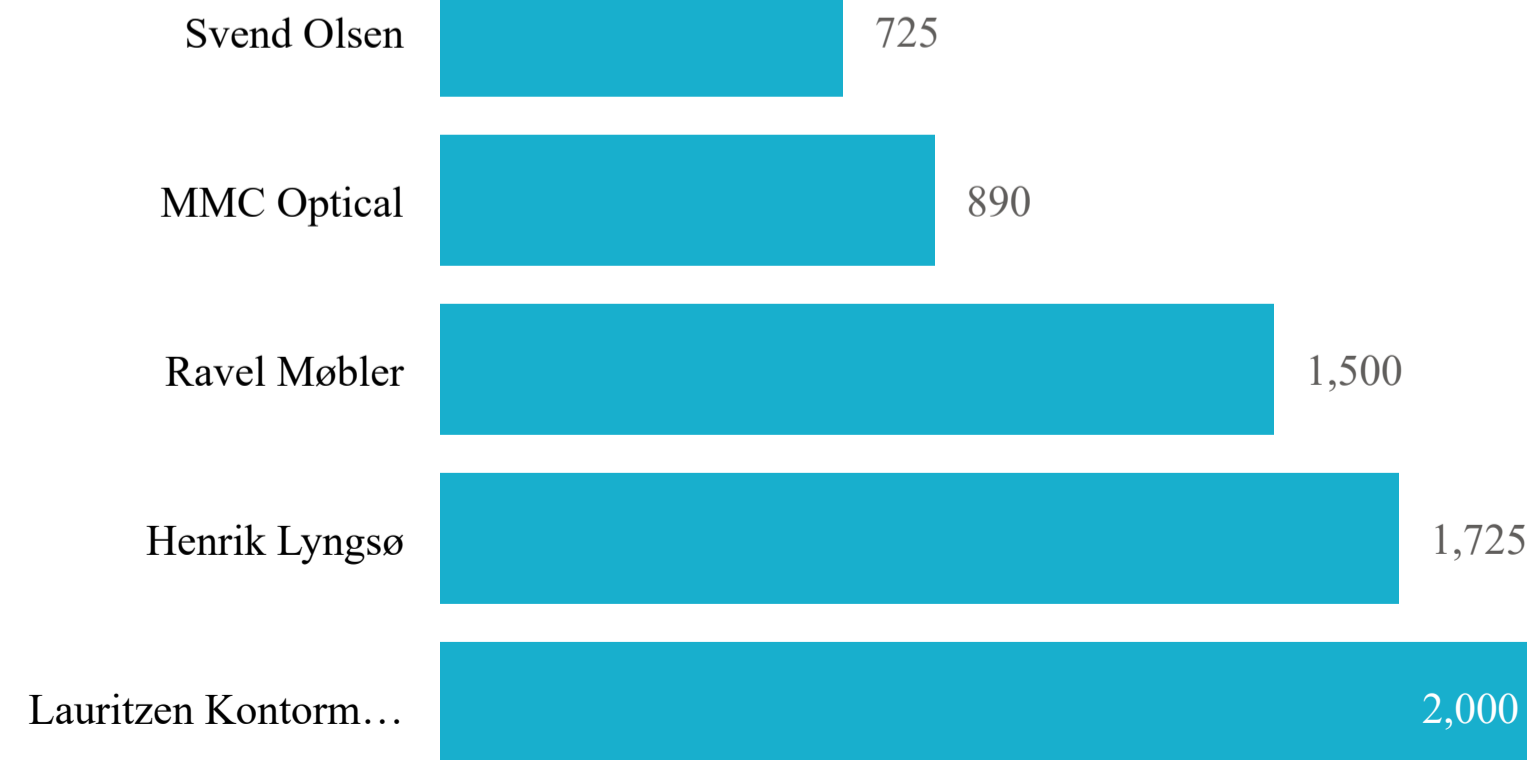
Distribution of Posting Groups



Customer Location



Bottom 5 Customers by Net Sales



Net Sales per Customer

Customer	Sales	PY	Profit	Margin	Orders	Discount
⊕ INDENLANDS	16,915,653	9,499,346	9,952,595	58.8%	905	900
⊕ EU	4,902,996	10,286,608	3,123,035	63.7%	737	0
⊕ UDLAND	1,006,333	570,480	632,052	62.8%	122	0
Total	22,824,982	20,356,434	13,707,682	60.1%	1,764	900



New Customers

Whole Numbers

Overview Customers Product Salesperson Inventory

jan feb mar apr maj jun jul aug sep okt nov dec



New Customers

57

PY: 60
YoY%: -5.0%

Net Sales in the First Month

3,784,832

PY: 670,930
YoY%: 464.1 %

Average Net Sales in the First Month

66,401

PY: 11,182
YoY%: 493.8 %

Percentage of Total Net Sales

16.6%

PY: 3.3 %
YoY%: 403.1 %

New Customers YTD

57

PY: 60
YoY%: -5.0%

Net Sales in the First Month YTD

3,784,832

PY: 670,930
YoY%: 464.1 %

Average Net Sales in the First Month YTD

66,401

PY: 11,182
YoY%: 493.8 %

Percentage of Total Net Sales YTD

16.6 %

PY: 3.3 %
YoY%: 403.1 %

Year	New Customers	Total Customers	Net Sales First Month	Avg. Net Sales First Month	Percentage of Total Net Sales
2025	57	156	3,784,832	66,401	16.6%
jan		93			
feb	1	94	37,396	37,396	1.4%
mar		92			
apr	33	63	3,407,190	103,248	95.4%
maj	2	65	235,366	117,683	9.7%
jun	2	35	2,450	1,225	0.2%
jul	19	46	102,430	5,391	7.7%
aug		36			
sep		29			
okt		16			
dec		15			
Total	57	156	3,784,832	66,401	16.6%

New Customer Sales

Posting Group	Net Sales	Net Sales First Month
INDENLANDS	14,089,125	3,784,832
Svend Olsen	725	725
MMC Optical	890	890
William Olesen	10,895	1,340
Henrik Lyngsø	1,725	1,725
Amalie	23,465	2,235
Knowledge Buddy	2,465	2,465
Knowledge Partner ApS	3,590	3,590
Clara Thomsen	19,810	3,635
Noah Rasmussen	26,460	3,900
Ida Madsen	6,965	4,115
Mikkel Andersen	4,530	4,530
Sofie Larsen	11,880	4,845
Anna Dess	4,930	4,930
Anna Holm	14,620	5,310
Oliver Kristensen	8,965	5,360
Jakob Petersen	18,010	6,225
Dandiag a/s	7,700	7,700
Emma Nielsen	18,875	9,370
Mathilde Jensen	20,755	9,995
Lucas Sørensen	18,565	10,225
Victor Hansen	27,805	11,770
Emma Fischer	160,076	12,166
Victoria Sørensen	406,811	12,166
Malthe Kragh	521,918	14,281
Lucas Hjorth	399,856	17,341
Magnus Poulsen	246,667	18,181
Freja Frederiksen	516,411	25,545
Alexander Skovgaard	220,876	22,208
Total	14,089,125	3,784,832



Lost Customers

Whole Numbers

Overview

jan feb

Customers

mar apr maj

Product

Salesperson

jun jul

Inventory

aug sep okt nov dec



Lost Customers

159

PY: 26

YoY%: **511.5%**



Lost Net Sales

44,137,682

PY: 7,626,869

YoY%: **478.7 %**



Lost Invoices

3,032

PY: 241

YoY%: **1,158.1 %**



Lost QTY

70,338

PY: 3,120

YoY%: **2,154.4 %**



Lost Customers
YTD

159

PY: 26

YoY%: **511.5%**



Lost Net Sales YTD

44,137,682

PY: 7,626,869

YoY%: **478.7 %**



Lost Invoices YTD

3,032

PY: 241

YoY%: **1,158.1 %**



Lost QTY YTD

70,338

PY: 3,120

YoY%: **2,154.4 %**

All Net Sales From Lost Customers

customerPostingGroup	Lost Net Sales	Last Sales Date
<input checked="" type="checkbox"/> INDENLANDS	19,852,789	9/30/2025
Oscar Knudsen	377,039	9/30/2025
Emil Bay	395,982	9/27/2025
Caroline Holm	344,226	9/25/2025
Elias Høgh	261,548	9/24/2025
Isabella Nygaard	311,881	9/23/2025
Malthe Kragh	521,918	9/22/2025
Oscar Bloch	489,907	9/18/2025
Noah Bek	384,309	9/16/2025
Mathias Tang	442,902	9/14/2025
Christian Ipsen	525,584	9/12/2025
Maja Bramsen	418,828	9/11/2025
Sofie Boesen	225,115	9/7/2025
Emilie Frederiksen	375,548	9/5/2025
Clara Bendsen	531,916	9/3/2025
Amalie Christiansen	23,465	8/29/2025
William Olesen	10,895	8/27/2025
Clara Thomsen	19,810	8/26/2025
Noah Rasmussen	26,460	8/25/2025
Mathilde Jensen	20,755	8/24/2025
Victor Hansen	27,805	8/23/2025
Anna Holm	14,620	8/22/2025
Oliver Kristensen	8,965	8/21/2025
Ida Madsen	6,965	8/20/2025
Lucas Sørensen	18,565	8/19/2025
Emma Nielsen	18,875	8/18/2025
Jakob Petersen	18,010	8/17/2025
Sofie Larsen	11,880	8/16/2025
Mikkel Andersen	4,530	7/7/2025
Knowledge Buddy	2,465	7/5/2025
MMC Optical	800	7/1/2025
Total	44,110,198	9/30/2025

Year	Total Customers	Lost Customers	Lost Invoices	Lost Net Sales	Lost QTY
<input checked="" type="checkbox"/> 2025	156	159	3,032	44,137,682	70,338
december	15	14	146	5,606,703	20,743
november		13	53	227,070	1,493
oktober	16	6	6	24,105	67
september	29	13	361	4,012,025	4,928
august	36	31	962	11,377,476	12,569
juli	46	29	780	12,060,789	14,877
juni	35	18	550	9,370,848	12,287
maj	65	1	27	363,009	584
april	63	1	5	20,226	37
marts	92	17	81	776,759	2,299
februar	94	9	34	188,638	208
januar	93	7	27	110,034	246
Total	156	159	3,032	44,137,682	70,338



Aging Customers

Whole Numbers

Overview

Customers

Product

Salesperson

Inventory



Total

46,672,371

Not Overdue

46,672,371

1-30 Days

0

31-60 Days

0

61-90 Days

--

91+ Days

0

Customer	Not Overdue	1-30 Days	31-60 Days	61-90 Days	+91 Days	Total
⊕ 10000-Kontorcentralen A/S	0	0	0	0	0	0
⊕ 20000-Ravel Møbler	1,875	0	0	0	0	1,875
⊕ 30000-Lauritzen Kontormøbler A/S	2,500	0	0	0	0	2,500
⊕ 40000-Litware, Inc.	4,122	0	0	0	0	4,122
⊕ 50000-Relecloud	0	0	0	0	0	0
⊕ D00010-Matas	250,683	0	0	0	0	250,683
⊕ D00020-Henriks Cykler	223,445	0	0	0	0	223,445
⊕ D00030-Martin Padelbutik	417,131	0	0	0	0	417,131
⊕ D00040-Jonas IT-forretning	206,941	0	0	0	0	206,941
⊕ D00050-Joe & The Juice	560,813	0	0	0	0	560,813
⊕ D00060-Normal A/S	424,129	0	0	0	0	424,129
⊕ D00070-BoConcept A/S	288,235	0	0	0	0	288,235
⊕ D00080-ECCO Sko A/S	391,555	0	0	0	0	391,555
⊕ D00090-B&O PLAY by Bang & Olufsen	642,830	0	0	0	0	642,830
⊕ D00100-Rains A/S	643,644	0	0	0	0	643,644
⊕ D00110-Gubi A/S	142,809	0	0	0	0	142,809
⊕ D00120-Skagen Designs Ltd.	606,819	0	0	0	0	606,819
⊕ D00130-Woden A/S	261,938	0	0	0	0	261,938
⊕ D00140-Miinto Group A/S	555,311	0	0	0	0	555,311
⊕ D00150-Saxo Bank A/S	463,504	0	0	0	0	463,504
⊕ D00160-Tiger of Sweden A/S	128,805	0	0	0	0	128,805
⊕ D00170-JYSK A/S	304,850	0	0	0	0	304,850
⊕ D00180-HAY A/S	89,040	0	0	0	0	89,040
⊕ D00190-Kamstrup A/S	361,401	0	0	0	0	361,401
⊕ D00200-Knud Holscher Design A/S	561,840	0	0	0	0	561,840
⊕ D00210-Lakrids by Johan Bülow A/S	147,821	0	0	0	0	147,821
⊕ D00220-House Doctor A/S	443,565	0	0	0	0	443,565
⊕ D00230-Molo A/S	258,898	0	0	0	0	258,898
⊕ D00240-Hummel A/S	443,488	0	0	0	0	443,488
Total	46,672,371	0	0	0	0	46,672,371



Salesperson

Whole Numbers

Overview

Customers

Product

Salesperson

Inventory

jan

feb

mar

apr

maj

jun

jul

aug

sep

okt

nov

dec



Net Sales YTD

22,824,982

PY: 20,356,434

YoY%: 12.1%



Net Profit YTD

13,707,682

PY: 14,589,417

YoY%: -6.0%



Net Margin YTD

60%

PY: 72%

YoY%: -16.2%



Orders YTD

1,764

PY: 1,060

YoY%: 66.4%



Avg. Order Size YTD

12,939

PY: 19,204

YoY%: -32.6%




QTY YTD

67,389

PY: 25,994

YoY%: 159.2%



New Customers YTD

57

PY: 60

YoY%: -5.0%



Open Net Sales

1,611,607



Open Net Profit

988,409



Open Sales QTY

4,614



Open Net Margin

61.3%



Open Orders

51

Posted Sales

Customer Name	New	Net Sales	Discount	Net Profit	Net Margin
Acne Studios AB		63,900	0	38,107	59.6%
Adam Nowak		121,570	0	86,103	70.8%
Alberte Jørgensen	1	383,323	0	232,764	60.7%
Alexander Skaarup	1	220,876	0	153,392	69.4%
Alfa Laval AB		70,041	0	42,939	61.3%
Alma Hansen	1	380,335	0	249,778	65.7%
Amalie Christiansen	1	23,465	0	12,390	52.8%
Amalie Hvidt	1	571,267	0	328,309	57.5%
Amélie Lefebvre		81,503	0	42,973	52.7%
Anders Hansen		11,629	0	9,295	79.9%
Anna Dess	1	4,930	0	3,312	67.2%
Anna Holm	1	14,620	0	8,034	55.0%
Anna Kowalska		122,126	0	74,940	61.4%
Anna Schmidt		156,346	0	115,888	74.1%
Antonio Bianchi		94,958	0	53,963	56.8%
Asta Glahn	1	430,262	0	250,547	58.2%
AstraZeneca AB		141,172	0	100,465	71.2%
Axfood AB		64,376	0	39,212	60.9%
B&O PLAY by Bang & Olufsen		146,826	0	89,610	61.0%
Bas Van Dijk		115,141	0	68,522	59.5%
Total	57	22,824,982	900	13,707,682	60.1%

Open Orders

Customer Name	Open Net Sales	Open Discount	Open Net Profit	Open Net Margin
Oscar Knudsen	128,512	0	80,019	62.3%
Asta Glahn	99,858	0	67,399	67.5%
Maja Bramsen	99,858	0	67,399	67.5%
Magnus Poulsen	97,792	0	58,789	60.1%
Victoria Sørensen	97,792	0	58,789	60.1%
Emil Sørensen	96,890	0	57,113	58.9%
Alexander Skaarup	73,183	0	52,906	72.3%
Julie Due	73,183	0	52,906	72.3%
Jakob Larsen	70,215	0	42,620	60.7%
Laura Simonsen	70,215	0	42,620	60.7%
Elias Høgh	74,516	0	38,810	52.1%
Sofie Boesen	74,516	0	38,810	52.1%
Clara Bendsen	66,817	0	34,129	51.1%
Malthe Kragh	66,817	0	34,129	51.1%
Viktor Buhl	66,817	0	34,129	51.1%
Alberte Jørgensen	41,165	0	29,720	72.2%
Lucas Hjorth	41,165	0	29,720	72.2%
Magnus Mikkelsen	41,165	0	29,720	72.2%
Mille Holst	41,165	0	29,720	72.2%
Emma Fischer	55,725	0	27,393	49.2%
Total	1,611,607	450	988,409	61.3%

Net Sales YTD
22,824,982
 PY: 20,356,434
 YoY%: 12.1%

Net Profit YTD
13,707,682
 PY: 14,589,417
 YoY%: -6.0 %

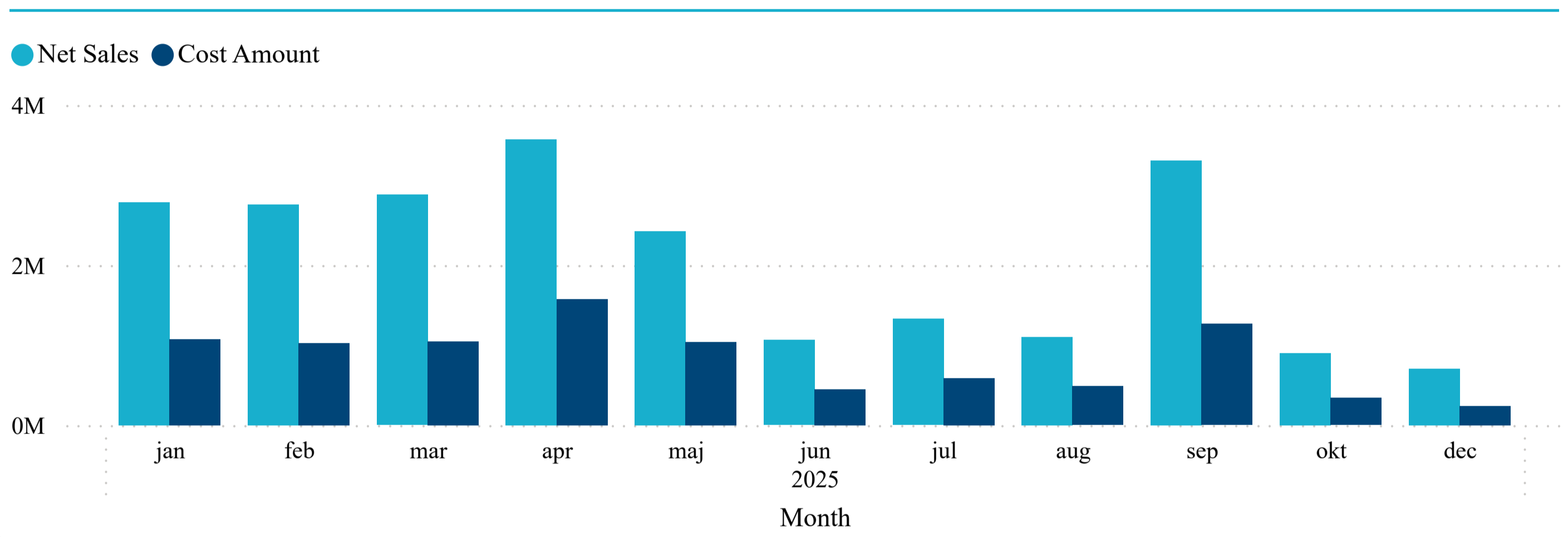
Net Margin YTD
60 %
 PY: 72 %
 YoY%: -16.2 %

Orders YTD
1,764
 PY: 1,060
 YoY%: 66.4%

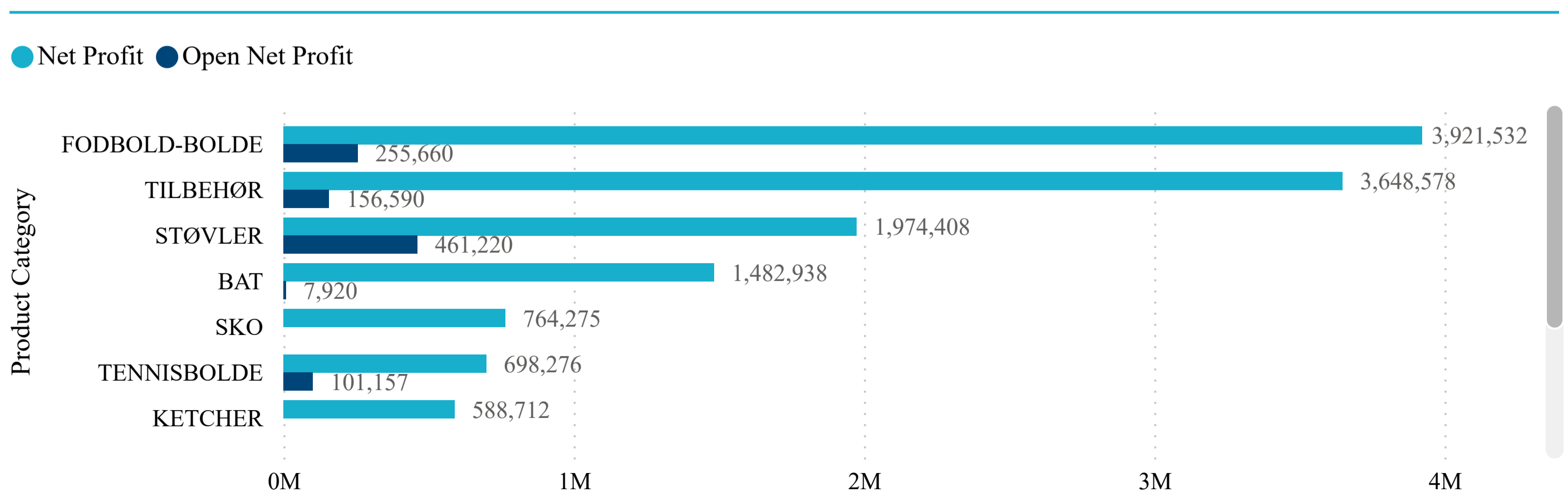
Avg. Order Size YTD
12,939
 PY: 19,204
 YoY%: -32.6%

QTY YTD
67,389
 PY: 25,994
 YoY%: 159.2%

Net Sales and Cost Amount



Net Profit



ABC Classified Products

ABC Class	itemNo	Description	Sales	ABC Margin
Total			22,824,982	60.1 %
<input type="checkbox"/> A	Total		15,723,228	60.5 %
	9035	Umbro Neo Pro	3,448,500	54.0 %
	9011	Stort fodboldmål	2,605,000	70.0 %
	9012	Lille fodboldmål	1,095,500	71.4 %
	9034	Select Brillant Super	830,900	57.1 %
	9033	Puma LaLiga 1 Adrenalina	773,500	61.5 %
	5001	Babolat Jet premura Men	662,560	49.8 %
	9016	Hastighedsladder	618,000	66.7 %
	9031	Adidas Al Rihla (VM 2022 bold)	583,800	42.9 %
	5002	JOMA SLAM WPT	508,500	57.1 %
	9040	Voit Lummo Liga Bancomer	491,400	59.1 %
	9032	Nike Flight Premier League	479,700	46.2 %
	9010	Kelme Star 360	446,028	64.7 %
	8004	Wilson Trinita 72 pak	393,375	76.2 %
	6001	OSAKA BACKPACK HONEY	371,875	51.7 %
	9036	Mitre Delta Max	364,400	37.5 %
	7000	Babolat Evo Drive 115	360,942	85.7 %
	9008	Lotto Solista	349,650	73.5 %
	9004	Umbro Velocita	346,596	78.5 %
	9002	Adidas Predator	345,086	80.0 %
	3003	PadelBat 220	335,916	60.8 %
	9037	Molten F5V5000	312,000	21.7 %
<input type="checkbox"/> B			4,763,397	59.1 %



Profitable Items

Whole Numbers



Overview

Customers

Product

Salesperson

Inventory

jan

feb

mar

apr

maj

jun

jul

aug

sep

okt

nov

dec



Net Sales YTD

22,824,982

PY: 20,356,434

YoY%: 12.1%



Net Profit YTD

13,707,682

PY: 14,589,417

YoY%: -6.0 %



Net Margin YTD

60 %

PY: 72 %

YoY%: -16.2 %



Orders YTD

1,764

PY: 1,060

YoY%: 66.4%



Avg. Order Size YTD

12,939

PY: 19,204

YoY%: -32.6%



QTY YTD

67,389

PY: 25,994

YoY%: 159.2%

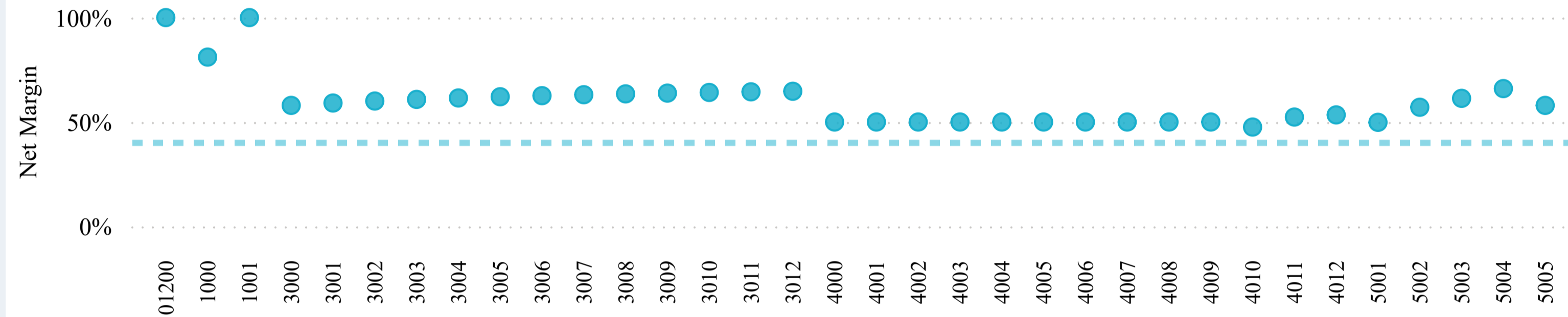
Item Category Parent

Net Sales

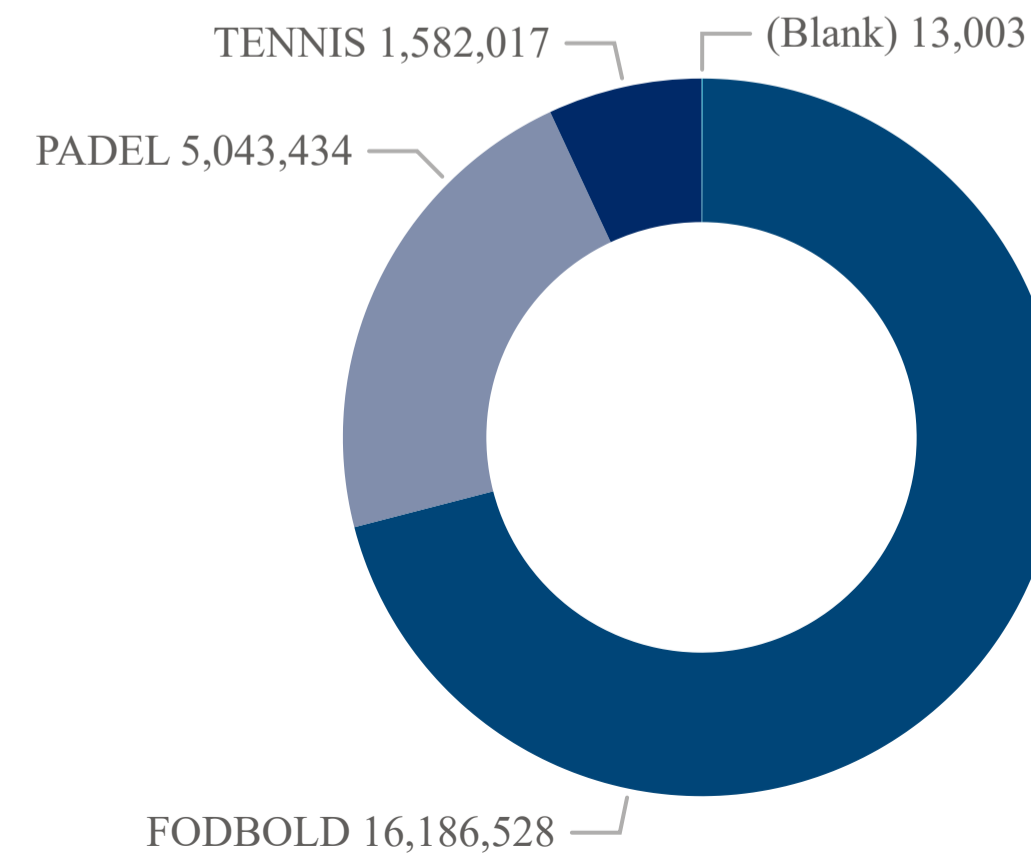
Net Margin

<input checked="" type="checkbox"/> FODBOLD	16,186,528	59.0%
<input checked="" type="checkbox"/> PADEL	5,043,434	56.8%
<input type="checkbox"/> TENNIS	1,582,017	81.4%
<input checked="" type="checkbox"/> Tennisbolde	914,382	76.4%
<input type="checkbox"/> Tennisketcher	667,635	88.2%
7000-Babolat Evo Drive 115	360,942	85.7%
7003-Head Titanium S2	306,693	91.1%
<input checked="" type="checkbox"/>	13,003	84.2%
Total	22,824,982	60.1%

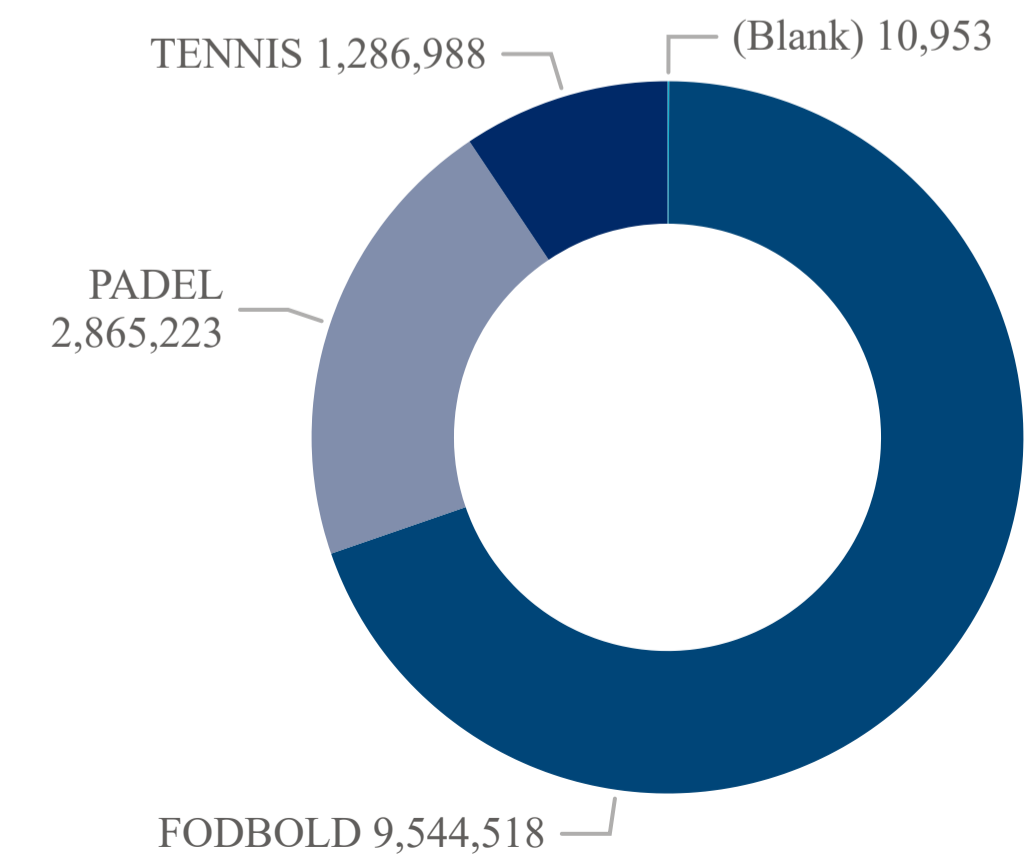
Net Margin by Profitable Items



Net Sales



Net Profit





Product Details

Whole Numbers



Overview

jan feb

Customers

mar apr

Product

maj jun

Salesperson

jul aug

Inventory

sep okt nov dec



Net Sales YTD

22,824,982

PY: 20,356,434

YoY%: 12.1%



Net Profit YTD

13,707,682

PY: 14,589,417

YoY%: -6.0 %



Net Margin YTD

60 %

PY: 72 %

YoY%: -16.2 %

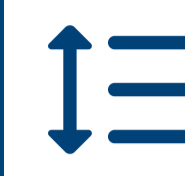


Orders YTD

1,764

PY: 1,060

YoY%: 66.4%



Avg. Order Size YTD

12,939

PY: 19,204

YoY%: -32.6%



QTY YTD

67,389

PY: 25,994

YoY%: 159.2%

by Product

No-Name	Net Sales	Net Profit	Net Margin
9035-Umbro Neo Pro	3,448,500	1,862,190	54.0%
9011-Stort fodboldmål	2,605,000	1,823,500	70.0%
9012-Lille fodboldmål	1,095,500	782,500	71.4%
9034-Select Brillant Super	830,900	474,800	57.1%
9033-Puma LaLiga 1 Adrenalina	773,500	476,000	61.5%
5001-Babolat Jet premura Men	662,560	330,280	49.8%
9016-Hastighedsladder	618,000	412,000	66.7%
9031-Adidas Al Rihla (VM 2022 bold)	583,800	250,200	42.9%
5002-JOMA SLAM WPT	508,500	290,184	57.1%
9040-Voit Lummo Liga Bancomer	491,400	290,628	59.1%
9032-Nike Flight Premier League	479,700	221,400	46.2%
9010-Kelme Star 360	446,028	288,672	64.7%
8004-Wilson Trinita 72 pak	393,375	299,625	76.2%
6001-OSAKA BACKPACK HONEY	371,875	192,365	51.7%
9036-Mitre Delta Max	364,400	136,650	37.5%
7000-Babolat Evo Drive 115	360,942	309,342	85.7%
9008-Lotto Solista	349,650	256,900	73.5%
9004-Umbro Velocita	346,596	272,136	78.5%
9002-Adidas Predator	345,086	276,006	80.0%
3003-PadelBat 220	335,916	204,336	60.8%
9037-Molten F5V5000	312,000	67,600	21.7%
9029-Isposer	307,600	123,040	40.0%
7003-Head Titanium S2	306,693	279,370	91.1%
9038-Wilson Traditional Soccer Ball	284,700	61,685	21.7%
9007-Under Armour Spotlight	277,791	178,602	64.3%
9039-Senda Athletics Fair Trade Ball	274,800	80,379	29.3%
9001-Nike Mercurial Superfly	258,741	170,681	66.0%
3000-PadelBat 190	256,743	148,803	58.0%
Total	22,824,982	13,707,682	60.1%

Orders With Product In

Document No	Net Sales	QTY
106423	142,000	300
106442	142,000	300
106461	142,000	300
106480	142,000	300
106499	142,000	300
106433	137,000	840
106452	137,000	840
106471	137,000	840
106490	137,000	840
106509	137,000	840
106439	136,000	480
Total	22,824,982	67,389

Open Orders With Product In

Document No	Open Net Sales	Open QTY
1003	13,020	10
102255	3,000	2
102256	2,250	11
102257	2,320	30
104130	30,720	159
104132	42,067	33
104134	26,675	141
104136	29,050	125
104140	41,165	35
104143	43,400	140
104147	31,116	163
Total	1,611,607	4,614



Document Details

Whole Numbers



Overview

jan feb

Customers

mar apr

Product

maj

Salesperson

jun jul

Inventory

aug sep

okt

nov

dec



Net Sales YTD

22,824,982

PY: 20,356,434

YoY%: 12.1%



Net Profit YTD

13,707,682

PY: 14,589,417

YoY%: -6.0 %



Net Margin YTD

60 %

PY: 72 %

YoY%: -16.2 %




Orders YTD

1,764

PY: 1,060

YoY%: 66.4%



Avg. Order Size YTD

12,939

PY: 19,204

YoY%: -32.6%



QTY YTD

67,389

PY: 25,994

YoY%: 159.2%

Net Profit per Customer by Order

Document No	Net Sales	Net Profit	Net Margin	QTY
<input type="checkbox"/> 106747	26,675	14,493	54.3%	141
9040-Voit Lummo Liga Bancomer	14,000	8,280	59.1%	20
9039-Senda Athletics Fair Trade Ball	8,000	2,340	29.3%	20
8003-Wilson Roland Garros Clay Court 4 stk.	525	441	84.0%	7
8002-Head Tour 3 stk	2,450	2,100	85.7%	50
8001-Babolat Team All Court 4 stk.	300	252	84.0%	4
8000-Head Team 3 stk-	1,400	1,080	77.1%	40
<input type="checkbox"/> 106746	42,067	31,396	74.6%	33
9005-Mizuno Morelia	5,196	4,136	79.6%	4
9004-Umbro Velocita	11,893	9,338	78.5%	7
9003-Puma Future Z	2,998	2,292	76.5%	2
9002-Adidas Predator	8,792	7,032	80.0%	8
9001-Nike Mercurial Superfly	5,994	3,954	66.0%	6
8010-Head Reset Polybag 72 stk.	7,194	4,644	64.6%	6
<input type="checkbox"/> 106745	31,116	21,510	69.1%	163
9017-Træningshurdler	396	280	70.7%	4
9016-Hastighedsladder	7,500	5,000	66.7%	5
9015-Markøringsdiske	1,350	900	66.7%	90
9014-Spiller veste	120	80	66.7%	8
9013-Træningskegler	750	250	33.3%	50
9012-Lille fodboldmål	21,000	15,000	71.4%	6
<input type="checkbox"/> 106744	43,400	17,300	39.9%	140
9040-Voit Lummo Liga Bancomer	14,000	8,280	59.1%	20
9039-Senda Athletics Fair Trade Ball	8,000	2,340	29.3%	20
9038-Wilson Traditional Soccer Ball	6,000	1,300	21.7%	20
Total	22,824,982	13,707,682	60.1%	67,389



Inventory

Whole Numbers



Overview

Customers

Product

Salesperson

Inventory

jan

feb

mar

apr

maj

jun

jul

aug

sep

okt

nov

dec



Net Sales YTD

22,824,982

PY: 20,356,434

YoY%: 12.1%



Net Profit YTD

13,707,682

PY: 14,589,417

YoY%: -6.0%



Net Margin YTD

60%

PY: 72%

YoY%: -16.2%



Orders YTD

1,764

PY: 1,060

YoY%: 66.4%



Avg. Order Size YTD

12,939

PY: 19,204

YoY%: -32.6%



QTY YTD

67,389

PY: 25,994

YoY%: 159.2%



Inventory Cost

42,356,580

PY: 39,987,678

YoY%: 5.9%



Inventory QTY

105,311

LY: 132,455

YoY%: -20.5%



Inventory Turn

0

PY: 0

YoY%: 56.6%



Inventory Days

475,298

PY: 936,254

YoY%: -49.2%

Item

Inventory QTY

Available QTY

Inventory Cost

Inventory Days

Latest Sale

1000-Power BI SCM

-5

-8

0

10/31/2025

1001-Power BI Finance

-2

-3

0

10/31/2025

1002-PBI licenser

-34

1003-Profitbase licenser

-5

1896-S-ATHEN skrivebord

231

231

1,001,847

10/10/2023

1900-S-PARIS Gæstestol, sort

815

815

680,525

12/12/2023

1906-S-ATHEN Skuffemodul

1,716

1,716

3,224,364

12/12/2023

1908-S-LONDON-drejestol, blå

216

216

177,768

12/12/2023

1920-S-ANTWERPEN Konferencebord

43

43

120,744

3/17/2023

1928-S-AMSTERDAM Lampe

147

147

34,986

6/6/2023

Total

105,311

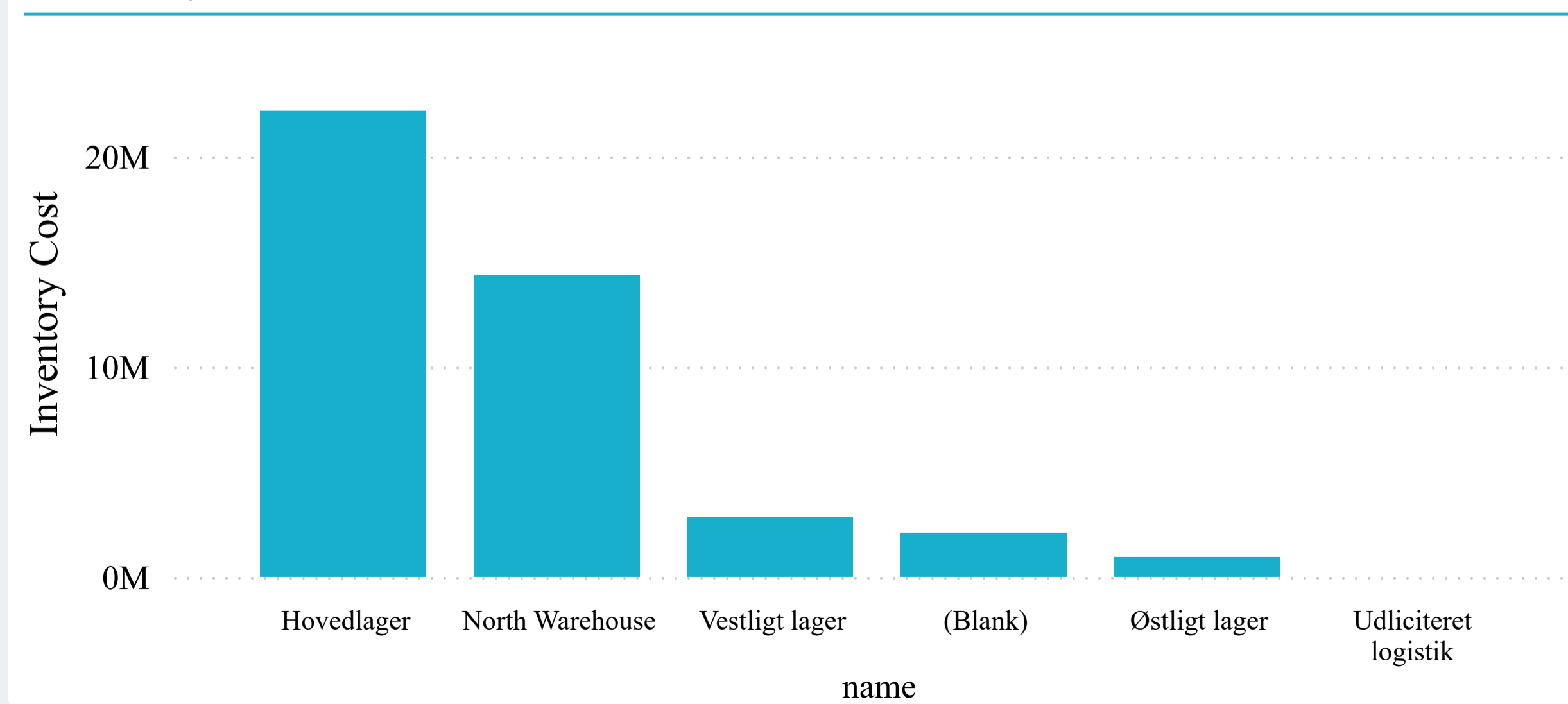
102,372

42,356,580

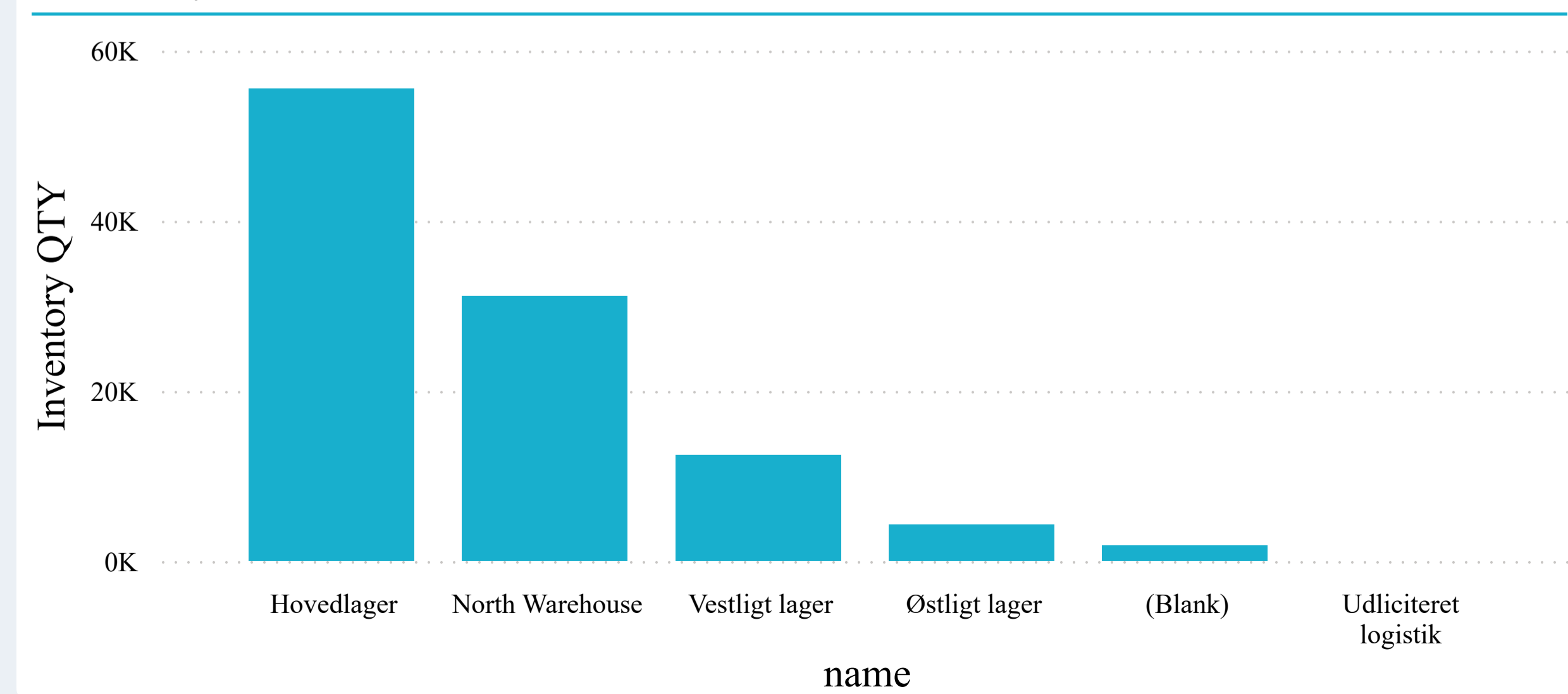
475,298

12/10/2025

Inventory Value



Inventory QTY



Net Sales

2,878,536 ✓
LY: 1,473,555 (+95.35%)

Net Profit

1,834,916 ✓
LY: 1,073,325 (+70.96%)

Average Order Size

6,854 !
LY: 32,034 (-78.6%)

Orders

420 ✓
LY: 46 (+813.04%)

New Customers

(Blank) !
LY: 8 (-100%)

Lost Customers

4 ✓
LY: 1 (+300%)

Total Customers

92 ✓
LY: 38 (+142.11%)

Quantity

3,666 ✓
LY: 1,843 (+98.91%)



Net Sales

22,824,982 ✓
LY: 20,356,434 (+12.13%)

Net Profit

13,707,682 !
LY: 14,589,417 (-6.04%)

Average Order Size

12,939 !
LY: 19,204 (-32.62%)

Orders

1,764 ✓
LY: 1,060 (+66.42%)

New Customers

57 !
LY: 60 (-5%)

Lost Customers

136 ✓
LY: 17 (+700%)

Total Customers

156 ✓
LY: 153 (+1.96%)

Quantity

67,389 ✓
LY: 25,994 (+159.25%)